


PRELIMINARY PROGRAMME

MAY 2019 VERSION 2



2019
03-05 JULY 2019 • ICC BIRMINGHAM



ANNUAL SCIENTIFIC MEETING
BAOMS IN CONJUNCTION WITH AAOMS

PLATINUM SPONSOR
KLS martin
GROUP

Register online now



CLICK HERE

L1® Mandible ReconGuide

Redefining reconstructive surgery

Visit us at our booth!



CONTENTS

SPONSORS

Platinum Sponsor

KLS martin
GROUP

Gold Sponsors

stryker
DePuy Synthes
TruMatch
ORF PERSONALIZED SOLUTIONS

Silver Sponsors

COOK
MEDICAL
B | BRAUN
SHARING EXPERTISE

INTRODUCTION
FROM THE BAOMS PRESIDENT

4

BAOMS COUNCIL 2019

4

EXHIBITION PLAN & LISTINGS

5

SCIENTIFIC PROGRAMME

WEDNESDAY 3 JULY

11

THURSDAY 4 JULY

14

FRIDAY 5 JULY

19

ePOSTER PRESENTATIONS

22

LIST OF SPEAKERS

32

Pre-conference courses

Orbital Reconstruction 30 June to 2 July 2019 – Hyatt Hotel, Birmingham

Organised by: AO

Surgical Approaches to the Facial Skeleton 1 and 2 July 2019

Free Flaps in Head and Neck Reconstruction 1 and 2 July 2019

North Wales Orthognathic Planning Course 2 July 2019

– West Midlands Surgical Training Centre,
University Hospitals Coventry & Warwickshire, Coventry

Organised by: SORG

SAS Associate Fellows 2 July 2019 – Jurys Inn, Birmingham

Organised by: BAOMS

Continuing Professional Development (CPD)

This meeting aims to provide attendees with the opportunity to gain up to date knowledge on the latest developments and techniques in research, audit, education, surgical techniques, clinical patient management and outcomes in the field of oral and maxillofacial surgery.

This is delivered through pre-meeting study days, masterclasses, lectures, seminars and short papers. Certificates of attendance will show daily CPD allocations, but participants should verify their own attendance record out of the maximum hours available, which have been calculated as follows:

Wednesday 3 July 2019

Norman Rowe Lecture	1105 – 1140
Sessions	1400 – 1600
Sessions	1630 – 1845

Total hours 4.75 hours

0.5 hours
2 hours
2.25 hours

Thursday 4 July 2019

Sessions	0830 – 1020
Sessions	1050 – 1245
Sessions	1345 – 1530
Sessions	1555 – 1745

Total 6.75 hours

1.25 hours
2 hours
1.5 hours
2 hours

Friday 5 July 2019

Sessions	0830 – 1000
Sessions	1030 – 1245
Sessions	1345 – 1615

Total 6.25 hours

1.5 hours
2.25 hours
2.5 hours

Early Morning Masterclasses 3/4/5 July 2019

1 hour (per masterclass)

Certificates of attendance

Certificates of attendance indicating the CPD hours for the elements of the meeting booked by the attendee will be sent by email after the conference.

Signing the attendance sheet each day

In order to meet the requirements of verifiable CPD attendees should sign in at the Registration Desk on each day that they attend the conference. BAOMS is required to keep this attendance record on file in order for CPD hours to be considered verifiable. Your cooperation is much appreciated.

Evaluation forms

The provision and holding on file of delegate evaluation forms is another requirement of verifiable CPD. Please ensure that you complete the form which is included in your delegate pack and either hand it in at the Registration Desk or send it to the BAOMS Office immediately after the meeting. Your cooperation is much appreciated.

INTRODUCTION – Sat Parmar BAOMS President 2019

WELCOME TO BIRMINGHAM

It is my great honour and privilege to welcome you all back to Birmingham for our Annual Scientific Meeting being held jointly with the American Association of Oral and Maxillofacial Surgeons at the International Convention Centre.

The theme of the meeting is '*Controversies in Oral and Maxillofacial Surgery*'.

I have tried to change the traditional format of our meeting to include evidence-based panel discussions in each session on controversies in many of the subspecialties within OMFS.

The Presidential lecture will be given by Professor Rui Fernandes and the Norman Rowe lecture by a Nobel Prize winner.

International speakers include speakers from North America and Europe who are leaders in their field. There are masterclasses on each morning covering a wide range of topics.

There are around 70 free papers and over 220 ePoster presentations. There are also industry related symposia by KLS Martin and DePuy Synthes/Johnson and Johnson over the lunch periods.



On Wednesday evening is the welcome reception in the exhibition hall at the ICC with a live band and refreshments.

The gala dinner will be held on Thursday 4 July 2019 in the Great Hall at the University of Birmingham. The dinner is themed 'Bollywood night' with Indian cuisine and a performance of the Bollywood Dream Dance Group. Martin Bell OBE, former broadcast war reporter and politician will be giving the after dinner speech.

Birmingham is an amazing cosmopolitan city with outstanding shopping, great food and lots to do. It is the location of the symphony hall, the hippodrome, the motor museum, stunning gardens and is close to the home of Shakespeare.


I would like to thank all our sponsors but in particular KLS Martin (Platinum), DePuy Synthes/Johnson and Johnson (Gold) and Stryker (Gold) for their support. Please do take time to visit all the stands.

Finally, I look forward to welcoming you all to Birmingham for what I hope will be a memorable, enjoyable and different meeting.

Sat Parmar

COUNCIL 2019

President:	Satyesh Parmar
Vice President:	Robert Bentley
President Designate:	Austen T Smith
Immediate Past President:	Ian Martin
Honorary Secretary:	Robert Banks
Honorary Treasurer:	David Keith
Chairman of Council:	Patrick Magennis
Editor of BJOMS:	Kaveh Shakib
Deputy Editors of BJOMS:	Anastasios Kanatas and Panayiotis Kyzas



Council members:	Fellow and Chair of Consultants' and Specialists Group : Bhavin Visavadia
	Deputy Chair of Consultants and Specialists' Group and media and public relations: Kathleen Fan
	Fellows and Dental Core Trainee lead: Anne Begley
	Fellow and website honorary editor: Jagtar Dhanda
	Fellow and recruitment and retention: Alistair Smyth
	Fellow and Junior Trainee Programme lead: Kanwalraj Moar
	Fellow and Clinical Outcomes: Prav Praveen
	Fellow and Youth Policy: Ian Sharp
	Associate Fellow: Vinita Shekar
	Associate Fellow: Parminder Shoker
	Fellows in Training Representative Alexander Hills
	Fellows in Training deputy: Raghuram Boyapati
	Junior Trainees and members' representative: Gareth Nugent
	Chair of Junior Trainees and Deputy Junior Trainees and Members' Representative: Aimee Rowe
	Co-opted as Chair of SAC in OMFS: Emma Woolley



7th AOCMF Advanced Course on Orbital Reconstruction (pre-BAOMS)

June 30–July 2, 2019 Birmingham, United Kingdom

COURSE DIRECTOR



Frank Wilde
(University Hospital
and Military Hospital,
Ulm, Germany)

COURSE DIRECTOR



Rüdiger Zimmerer
(Hannover Medical School,
Hannover, Germany)

COURSE CHAIRS

Nils-Claudius Gellrich
Hannover Medical School, Hannover, Germany
Beat Hammer
Cranio-Faciales-Centrum Hirslanden, Aarau, Switzerland
Ian Sharp
University Hospital Birmingham, United Kingdom
Alexander Schramm
University Hospital and Military Hospital, Ulm, Germany

Course description

This course is composed of lectures, panel discussions, and intensive hands-on workshops. Strong emphasis will be given to workflow optimization for reconstructing complex orbital defects and deformities created by malignancy or trauma. One main focus of the course will be the current workflow from pre-operative imaging analysis to virtual surgical planning, prefabrication of customized implants, and the use of intraoperative navigation and intraoperative imaging.

Target participants

Target participants are all those involved in the management and surgical treatment of patients with orbital pathology, defects, and deformities with a special focus on defects created by trauma and malignancy. Participants should have a good knowledge in analyzing craniomaxillofacial defects and experience in orbital surgery and orbital reconstruction.

Course objectives

After the course, participants will be able to:

- Recognize different types of orbital pathologies and deformities
- Identify the most appropriate diagnostic tools
- Select the appropriate treatment plan for the individual patient and problem
- Select specific and appropriate surgical procedures, and apply skills acquired from the course in their daily practice
- Understand the workflow of computer assisted surgery to reconstruct the orbit and can use it in practice.

Course fee

Member Plus: EUR 891.00

Member: EUR 940.50

Regular fee: EUR 990.00

Faculty

Michael Grant, Baltimore, US
Bradley Strong, Sacramento, US
Arnulf Baumann, Vienna, AT
Alicia Dean, Córdoba, ES
Christopher Mohr, Essen, DE
Majeed Rana, Düsseldorf, DE
Eppo Wolvius, Rotterdam, NL
Simon Holmes, Beckenham, UK
Keith Jones, Derby, UK
Iain McVicar, Nottingham, UK
Guest speaker
Stefan Edmondson, Birmingham, UK

Event venue

Hyatt Regency Hotel
2 Bridge Street
Birmingham B1 2JZ | UK
www.birmingham.regency.hyatt.com

Contact

Lilian Rubin (Participants Contact)
rubin.lilian@ao-courses.com
Stefanie Soos (AOCMF, Switzerland)
stefanie.soos@aocmf.org

Registration

Please register online at:
birmingham0619.aocmf.org



– Meet The Experts –

S.O.R.G. Pre-Conference
Hands-on Cadaver Workshop

Surgical Approaches to the Facial Skeleton

Access Surgery Course

Coventry, United Kingdom

July 1st – 2nd, 2019



- Limited attendance – Early registration recommended!
- Hands-on Fresh Frozen Cadaver Course
- Only 2 participants per cadaver and course module
- Top British and International Faculty
- Close mentoring by the Faculty

For further information
click the QR code!



International Course

S.O.R.G. ACADEMY

www.sorg-group.com

In cooperation with the
Annual Scientific Meeting
2019 of

BAOMS
British Association of Oral and Maxillofacial Surgeons

1st Announcement

– Meet The Experts –

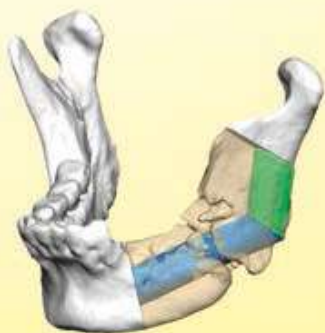
S.O.R.G. Pre-Conference
Hands-on Cadaver Workshop

Free Flaps in Head and Neck Reconstruction

Flap Harvesting Course

Coventry, United Kingdom

July 1st – 2nd, 2019



- Limited attendance – Early registration recommended!
- Hands-on Fresh Frozen Cadaver Course
- Only 2 participants per cadaver and course module
- Top British and International Faculty
- Close mentoring by the Faculty

For further information
click the QR code!



International Course

S.O.R.G. ACADEMY

www.sorg-group.com

In cooperation with the
Annual Scientific Meeting
2019 of

BAOMS
British Association of Oral and Maxillofacial Surgeons

1st Announcement

– Meet The Experts –

S.O.R.G. Pre-Conference Course

North Wales Orthognathic Planning Course

Principles and Practice of
Orthognathic Planning for Trainees

Coventry, United Kingdom

July 2nd, 2019



- Limited attendance – Early registration recommended!
- Top British and International Faculty
- Close mentoring by the Faculty
- Clinical case analysis and discussions

For further information
click the QR code!



In cooperation with the
Annual Scientific Meeting
2019 of

International Course

S.O.R.G.

ACADEMY

www.sorg-group.com

BAOMS

British Association of Oral and Maxillofacial Surgeons

1st Announcement

Associate Fellows and Staff and Associate Study Day

Open to all – BAOMS / AAOMS members get best rates

Tuesday 2 July 2019 • Jurys Inn Hotel, Broad Street, Birmingham

Draft outline

1000-1030 Registration, Jurys Inn Hotel, Birmingham

1030-1230 **Oral Medicine overview and controversies in clinical practice including mucocutaneous disease, orofacial pain, and salivary gland disease – Dr Jon Higham, Birmingham Dental Hospital**

The morning session will include an interactive section on diagnosis (involves use of clinical history and clinical images) where the audience will have an opportunity to debate the diagnosis and management.

1230-1330 Lunch in the hotel restaurant and networking

1330-1630 Afternoon workshop session on Trauma led by **Mr Ross Elledge**, Consultant Oral and Maxillofacial Surgeon, Queen Elizabeth Hospital, Birmingham

Mid-Face Trauma

1 Fundamentals of mid-face trauma

Focusing on the principles of fixation and repair of mid-face injuries as well as a discussion of surgical approaches with applied anatomy and clinical decision-making. Specifically also looking at the different materials available for orbital repair and different manufacturer solutions.

2 Case discussions

A discussion of some common (and not so common) pitfalls of repair of these injuries and challenging situations encountered in contemporary practice will take place applying the principles learnt. We will use an audience response system to poll answers on scenarios to ensure that this session remains interactive.

3 Innovations/advances

Touching on the impact of bespoke/custom reconstructive options and the potential role for on-table imaging and/or stereotactic navigation in the management of mid-face trauma within the NHS.

Mandible Trauma

1 Fundamentals of mandible trauma

Looking at applied principles of load-bearing and load-sharing fixation to mandible fractures and including surgical approaches to the mandible with application of anatomical concepts.

2 Case discussions

Again, contentious cases that present challenges will be debated to apply some of the fundamental principles. We will also address thoughts surrounding management of condylar fractures in contemporary practice. Audience participation will be encouraged through the use of polling software.

3 Innovations/advances

In particular looking at the management of severe comminution and/or segmental loss with reference to the place of external fixators, vascularized and non-vascularized tissue transfer, distraction osteogenesis and external total joint replacements (eTJR) among other solutions.

1630 Close of study day

Please book as soon as possible. **Closing date 2 June 2019.** Limited to 30 participants.



**BAOMS with AAOMS Annual Scientific Meeting**

Please book as soon as possible. Special reduced rates for BAOMS and AAOMS members.

Book online now

CLICK HERE

WEDNESDAY 3 JULY 2019

0800 Registration – ICC main foyer (outside Hall 3)
Note: no access to Hall 3: Exhibition setting up

0800-0900 **Masterclass**

Limited to 12 participants pre-booked via the online registration form

MC1 *Modern management of Obstructive Sleep Apnea* – Salam Salman – Executive Room 1MC2 *Primary and secondary CMF reconstruction using computer-assisted surgery* – Majeed Rana – Hall 5**Book online now**

CLICK HERE

0910-0955 Junior Trainees and Members' Meeting – Hall 1

0910-0955 Associate Fellows' Meeting – Hall 5

1000-1045 Consultants and Specialists' Group Meeting – Hall 1

1000-1045 Fellows in Training Meeting – Hall 5
Update on Fellowship training in the USA (10 mins) – Dr Deepak Krishnan

1100-1105 Welcome, Sat Parmar, BAOMS President – Hall 1

1105-1140 **Norman Rowe Lecture** – Hall 1

See final printed programme for details on the day

1145-1310 **BAOMS Awards Ceremony and Annual General Meeting (AGM)**

1145-1210 Awards Ceremony (all welcome)

Honorary BAOMS Fellowship: AAOMS President – Thomas Indresano

Citation: Sat Parmar

Down Surgery Prize: Stephen Dover Citation: Andrew Monaghan

BAOMS Surgical Prize: Robert Banks Citation: TBC

President's Prize: Iain McVicar

Associate Fellows Prize: Jonathan Liew

Norman Rowe Clinical Prize: David Grimes

Paul Toller Research Prize: Montey Garg

Junior Trainees and Members' Prize: Greg Logan

Intercollegiate Medal: Timothy E Lloyd

Trainer of the Year: TBC

Trainers Trainer of the Year: TBC

1210-1310 **AGM (BAOMS members only please)**

The AGM agenda will be circulated via email and will be available online to all BAOMS members

1310-1400 **LUNCH AND ePOSTERS & EXHIBITION HALL 3****Lunch Time Symposium** – Hall 5*Innovation Experience Personalised Solutions in Orthognathic Surgery*

1310 Introduction to computer-assisted orthognathic surgery – Prof N-C Gellrich, Hannover, Germany

1320 Splintless maxillary positioning and guided mentoplasty – Prof A Schramm, Ulm, Germany

1340 Bimaxillary guided surgery – Dr M Rana, Dusseldorf, Germany

1400 Symposium close



Packed lunch available to take into the hall

1400

FREE PAPER SESSION

5 minutes per paper / 3 minutes question time
2 minute change over

HEAD & NECK RECONSTRUCTION Hall 1

Session chairs: TBC
TBC

- 1400-1410 1 *The Role of Live Animals in the Training of Microvascular Surgery: A Systematic Review* – Professor James Brown, Aintree University Hospital and Liverpool University
- 1410-1420 2 *Too old for major free flap reconstructive surgery in Head and Neck cancer management?* – Mr Oliver Mitchell, Southampton General Hospital
- 1420-1430 3 *Supraclavicular artery island flap (SCAIF) in head and neck reconstruction: Sunderland Royal Hospital experience* – Mrs Annapoorna Pal, Sunderland Royal Hospital
- 1430-1440 4 *Microvascular Anastomosis Smartphone Training (MAST) – A portable alternative to Microsurgical Simulation* – Mr Daniel van Gijn, Royal Surrey County Hospital
- 1440-1450 5 *Enhanced recovery after free flap reconstruction of the head and neck – assessing donor site wound infusion with local anaesthetic as an opioid sparing agent and its effect on post-operative delirium* – Dr Cian Henry, St James's Hospital, Dublin

Hall 1

- 1500-1525 *Evolution of primary and secondary reconstructive orbital surgery in the last 30 years* – Professor Nils-Claudius Gellrich, Head of Department of Oral and Maxillofacial Surgery, Medizinische Hochschule, Hannover, Germany
- 1530-1555 *Role reversal – from the Breast Surgeon who got breast cancer* – Liz O'Riordan, Retired Consultant, Breast Surgeon and Patient Advocate

1400

FREE PAPER SESSION

5 minutes per paper / 3 minutes question time
2 minute change over

AUDIT & MISCELLANEOUS Hall 5

Session chairs: TBC
TBC

- 1400-1410 6 *An audit tool for assessing electronic discharge summaries of head and neck oncology patients* – Mr Montey Garg, Queen Victoria Hospital NHS Foundation Trust, East Grinstead
- 1410-1420 7 *Should the routine removal of intra-oral fibro-epithelial polyps be re-classified as an 'Intervention Not Normally Funded'?* – Mr Thomas Lees, Gloucestershire Hospitals NHS Foundation Trust
- 1420-1430 8 *10 year evaluation of perioperative airway management in head and neck cancers with free flap reconstruction in a single unit* – Ms Alexandra Green, Guy's Hospital, London
- 1430-1440 9 *Analysis of outcome and complications in a ten year experience of 469 cases of free flap reconstruction in head and neck cancer* – Ms Alexandra Green, Guy's Hospital, London
- 1440-1450 10 *An audit of the management of patients with Oral Epithelial Dysplasia in a Major Teaching Hospital* – Mr Paul Hankinson, Royal Hallamshire Hospital, Sheffield Teaching Hospitals NHS Foundation Trust
- 1450-1500 11 *The use of the Sepsis 6 Protocol in Oral and Maxillofacial Surgery – are we taking this seriously?* – Mrs Laura Moreno-Collins, Gloucestershire NHS Foundation Trust
- 1500-1510 12 *A retrospective audit of length of inpatient stay before and after the introduction of Enhanced Recovery after Surgery programme for patients with oral cavity squamous cell carcinoma* – Dr Leh Chuan Lim, Royal Preston Hospital
- 1510-1520 13 *'Don't worry, it's only a local' - Morbidity and Mortality in Elderly Patients Undergoing Local Anaesthetic Management of Facial Skin Cancers* – Mr Ali Malik, Queen Alexandra Hospital, Portsmouth
- 1520-1530 14 *Cone Beam CT in Third molar surgery – Are we over investigating?* – Mr Samuel Chapman, Oxford University Hospitals
- 1530-1540 15 *A 10-year retrospective audit on the incidence of post-orthognathic surgery plate removal* – Dr Ashni Adatia, Luton and Dunstable Hospital NHS Foundation Trust
- 1540-1550 16 *Dual degree Oral & Maxillofacial Surgery (OMFS) specialists in UK continue to leave the Dental Register held by the General Dental Council (GDC)* – Miss Ashley McLean, Aintree University Hospitals NHS Foundation Trust

AUDIT & MISCELLANEOUS Hall 5

- 1550-1600 17 *OMFS emergency attendances: An analysis of our 10- year experience* – Miss Marta Cabral, The Royal Devon and Exeter NHS Foundation Trust

1400-1700 QOMS Steering Group meeting (invitation only) – Executive Room 1

1600-1630 TEA / COFFEE / ePOSTERS & EXHIBITION HALL 3

Hall 1

1630-1650 *Frontal sinus fractures – the changing paradigm (acute endoscopic management of frontal sinus / frontal recess injuries)* – Dr Bradley Strong, Professor and Vice-Chairman, Department of Otolaryngology, University of California, Davis School of Medicine

1650-1710 *Reconstruction of peri-orbital soft tissue defects* – Michael P Grant, Distinguished Professor Chief, Plastic and Reconstructive Surgery Director, Maxillofacial Trauma Service, R Adams Cowley Shock Trauma Center, University of Maryland School of Medicine, Baltimore

1630 FREE PAPER SESSION

5 minutes per paper / 3 minutes question time
2 minute change over

DENTO ALVEOLAR Hall 5

1630-1640 18 *Airway problems and higher level care in cervicofacial infection. A Maxillofacial Trainee Research Collaborative (MTRC) Project* – Dr Greg Logan, Queen Elizabeth University Hospital, Glasgow

1640-1650 19 *How frequently is pus sent and how often does it change practice? A Maxillofacial Trainee Research Collaborative (MTRC) Project* – Dr Greg Logan, Queen Elizabeth University Hospital, Glasgow

1650-1700 20 *Lingual Nerve Protection in Mandibular Third Molar Surgical Extractions – A Systematic Review* – Dr Benjamin Rapaport, Liverpool University & Aintree University Hospital

1700-1710 21 *14 year study of the management of the Keratocystic Odontogenic Tumour (KCOT). Are adjunctive therapies all they are cut out to be?* – Dr Labibah Motaleb, University Hospitals Coventry and Warwickshire

1730-1930



SWiMs meeting: *Society of Women in Maxillofacial Surgery: Who we are* – Executive Room 1

1710-1845 **Controversies: Temporomandibular Joint (TMJ)** – Hall 1

Chair led Panel Discussion of three cases (30 minutes for each scenario)

Format: Each presenter will review the relevant literature and summarise the evidence for one TMJ scenario (and may include one personal case) for 10 minutes, followed by a panel discussion, then questions and discussion involving the audience.

1710-1715 Introduction from the session chairs – Dr Louis Mercuri and Mr Bernard Speculand

1715-1745 CASE ONE

Management of Wilkes 3 in the skeletally mature patient requiring orthognathic surgery – Dr Florencio Monje Gil, Department of Oral and Maxillofacial Surgery, Hospital Infanta Cristina, Badajoz, Spain

1745-1815 CASE TWO

Management of condyle/fossa complex end-stage disease in combination with orthognathic surgery in the skeletally immature patient – Mr David Koppel, Consultant Craniofacial/Oral & Maxillofacial Surgeon, Regional Maxillofacial Unit, Queen Elizabeth University Hospital, Glasgow

1815-1845 CASE THREE

Management of condyle/fossa complex end-stage disease in combination with orthognathic surgery in the skeletally mature patient – Dr Salvatore Sembronio, Department of Maxillofacial Surgery, Academic Hospital, University of Udine, Italy

1845 Welcome reception in exhibition – Hall 3

Drinks / wine, nibbles and a live band

Ticketed event: please pre-book using the online registration form.

All registered attendees have one ticket included in their registration fee. Guest tickets can be booked for £20 per person.

Dress code: smart casual

Book online now

CLICK HERE

2030 Finish

THURSDAY 4 JULY 2019

0715-0815 Masterclasses

Limited to 12 participants pre-booked via the online registration form

MC3 *Cosmetic surgery to enhance orthognathic surgery* – Tirbod Fattahi – Executive Room 1**MC4** *Peri-implantitis for the practising oral and maxillofacial surgeon* – Tara Agaloo, Professor, Oral and Maxillofacial Surgery, Assistant Dean for Clinical Research, UCLA School of Dentistry – Executive Room 2**Book online now**

CLICK HERE

0800 COFFEE AVAILABLE HALL 3**0830 FREE PAPER SESSION**5 minutes per paper / 3 minutes question time
2 minute change over**CANCER Hall 1**Session chairs: TBC
TBC**0830-0840 22** *HOPON (Hyperbaric Oxygen for the Prevention of Osteoradionecrosis): a randomised controlled trial of hyperbaric oxygen to prevent osteoradionecrosis of the irradiated mandible* – Professor Richard Shaw, University of Liverpool**0840-0850 23** *Lymphadenectomy for oral squamous carcinoma, a retrospective study of the incidence of skips metastases* – Mr Ahmed Abdelrahman, Royal Stoke Hospital**0850-0900 24** *Neutrophil to lymphocyte ratio and survival in head and neck cancer patients* – Dr David McGoldrick, University Hospital Coventry**0900-0910 25** *Validation of the AJCC 8th edition staging of oral cavity squamous cell carcinoma in a UK cohort* – Dr David McGoldrick, University Hospital Coventry**0910-0920 26** *qMIDS: A Digital Diagnostic Test for Oral Cancer* – Miss Ji-Yun Stephanie Yeung, Barts and The London School of Medicine and Dentistry**0920-0930 27** *A problem with centralisation: increased travel to treatment centre may result in higher stage at presentation in head and neck cancer* – Mr Samuel Kent, Aberdeen Royal Infirmary**0830 FREE PAPER SESSION**5 minutes per paper / 3 minutes question time
2 minute change over**TMJ, RESEARCH & ORTHOGNATHICS Hall 5**Session chairs: TBC
TBC**0830-0840 28** *The Utility of MELISA testing for metal allergy in patients requiring TMJ replacement* – Mr Martin Dodd, University Hospital Aintree**0840-0850 29** *Management of Anterior Open Bite secondary to TMJ disease with Custom Alloplastic TMJ Replacement* – Dr Yee Hsiong Khoo, Queen's Medical Centre, Nottingham University Hospital**0850-0900 30** *The Management of Paediatric Temporomandibular Joint Ankylosis - 5 year outcomes* – Miss Ishita Basu, Great Ormond Street Hospital, London**0900-0910 31** *Pathology based open TMJ Surgery following failed arthroscopic lysis and lavage* – Dr Jonathan Dennis, Hammersmith Hospital, London**0910-0920 32** *3D Bioprinting Cartilage for Facial Reconstruction* – Mr Atheer Ujam, UCL Great Ormond Street Institute of Child Health, London**0920-0930 33** *Demographic Features of Cervicofacial Infections. A Maxillofacial Trainee Research Collaborative (MTRc) project* – Dr Basim ES Dawoud, Leeds General Infirmary and University of Leeds Medical School

Hall 1

0935-0955 *Immunotherapy in Head and Neck Cancer*
– Dr R. Bryan Bell, Head and Neck Surgery and Oncology Co-Director; Providence Head and Neck Cancer Program and Clinic Director; Fellowship in Head and Neck Oncologic and Microvascular Reconstructive Surgery, Associate Member, Earle A. Chiles Research Institute at the Robert W. Franz Cancer Center; Providence Cancer Institute Portland, Oregon, USA

1000-1020 *Pharyngeal Reconstruction* – Professor Cesare Piazza, Chief of the Department of Otorhinolaryngology, Maxillofacial and Thyroid Surgery, Fondazione IRCCS National Cancer Institute of Milan, University of Milan, Italy

TMJ, RESEARCH & ORTHOGNATHICS Hall 5

0930-0940 34 *The development and progress of the Maxillofacial Trainee Research Collaborative (MTRC). How trainees can design and deliver national research projects*
– Mr Chris McDonald, Aintree University Hospital, Liverpool

0940-0950 35 *Short and long term changes in the nasolabial angle following placement of a Cinch suture in patients undergoing a Le Fort I osteotomy* – Miss Helen Witherow, St George's NHS Trust, London

0950-1000 36 *3D Orthognathic surgical planning: A 3 year review of 128 consecutive cases* – Mr Ben Collard, Royal Devon and Exeter Hospital

1000-1010 37 *Operating time, length of stay and readmission rates for orthognathic surgery* – Mr Conor Bowe, Royal Surrey County Hospital, Guildford

1010-1020 38 *The Edinburgh Split: A comparative study of post-operative paraesthesia compared to traditional Sagittal split mandibular osteotomy* – Miss Gillian White, St John's Hospital, Livingston

1020-1050 TEA / COFFEE / ePOSTERS & EXHIBITION HALL 3

1050-1245 **Controversies: Oncology and Reconstruction** – Hall 1*Resection Margins in Oral Squamous Cell Carcinoma Surgery*

Chair led Panel Discussion. A live poll via the conference app / mini site is planned with results (before and after) at end of the session.

Questions for poll:

1. An involved margin (<1mm) rate of less than 10% is an appropriate quality performance indicator in resectional surgery for oral cavity SCC?
2. Wide local excision (aim for pathological clearance > 5mm) is the only appropriate operative strategy?
3. A close surgical margin (<5mm) is an independent indicator for adjuvant treatment?
4. Chemoradiotherapy is the optimal adjuvant treatment in patients with close and involved margins?
5. Adjuncts to visualise tumour associated mucosal dysplasia remain experimental?

Introduction – Jeremy McMahon

Current Concepts and innovative approaches in Oral Cavity SCC Resectional Surgery – Dr Ian Ganly, Attending Surgeon, Head and Neck Service, Department of Surgery, Memorial Sloan Kettering Cancer Center; New York. Professor of Head and Neck Surgery and Otolaryngology, Weill Cornell Medical College, New York

Lesson learned from Transoral Laser Microsurgery – Professor Terry Jones, Professor of Head and Neck Surgery, Director, Liverpool Head and Neck Centre, University of Liverpool

Surgical Outcomes in early oral cavity cancer Liverpool and Glasgow – Mr Mandeep Bajwa, NIHR Doctoral Research Fellow, Institution: University of Liverpool

Adjunctive and Innovative approaches to intraoperative margin assessment Lugols Iodine – Professor James McCaul

iKnife and Desorption Electrospray Ionization Mass Spectroscopy – Mr Jagtar Dhanda, Consultant Maxillofacial/Head Neck Surgeon, Queen Victoria Hospital, East Grinstead and Clinical Reader University of Brighton Medical School

And – Mr Andrew Schache, Clinical Senior Lecturer & Hon. Consultant, Liverpool Head & Neck Centre

Concluding Statement – Professor Richard Shaw

1245-1345 LUNCH AND ePOSTERS & EXHIBITION HALL 3

1250-1330 Lunch Time Symposium – Presentation area Hall 3

KLS martin
GROUP

Digitally surgical planning: Why should I bother? – A debate chaired by Mr Nadeem Saeed
Lunch available to take into the room

1230-1430 BJOMS Editorial meeting (invitation only) – Executive Room I

1350 FREE PAPER SESSION

5 minutes per paper / 3 minutes question time
2 minute change over

Hall I

1345-1405 **Robotic Surgery for Head and Neck Cancer: minimally invasive surgery redefined** – Professor Vinidh Paleri, Consultant Head and Neck and Thyroid Surgeon, The Royal Marsden Hospital, London

1405-1425 **Controversies in primary treatment of the cleft nose: Is nasoalveolar molding effective?** – University Professor Dr Dr Klaus-Dietrich Wolff, Technische Universität München, Germany

1430 FREE PAPER SESSION

5 minutes per paper / 3 minutes question time
2 minute change over

CANCER CLEFT & TRAUMA Hall I

1430-1440 **49 A retrospective study on the use of Vivostad[®] Platelet rich Fibrin (PRF) co-delivery system with gentamicin for major head and neck surgery** – Dr Rhodri Davies, Guy's Hospital, London

1440-1450 **50 Complications of Neck Dissections - A local experience** – Miss Ishita Basu, University College Hospital, London

1450-1500 **51 Complication rates in Head & Neck Cancer: exploring the merits and pitfalls of using hospital coding data** – Miss Luisa Ramirez, East Kent Hospitals University NHS Foundation Trust

1500-1510 **52 A Clinic Passport – improving the Cleft Patient Experience** – Miss Gauri Vithlani, Manchester University

MISCELLANEOUS AND TRAUMA Hall 5

1350-1400 **39 Acute vs Late Extracranial Facial Nerve Branch(s) Repair: A Comparative Study** – Mr Alexander Hills, William Harvey Hospital, Ashford

1400-1410 **40 The clinical nurse specialist in oral & maxillofacial surgery - a developing role** – Mrs Rachel Bowley, King's College Hospital NHS Foundation Trust, London

1410-1420 **41 The Management of Osteomyelitis of the Mandible – a 15-year case series** – Mr James Olding, King's College Hospital NHS Foundation Trust, London

1420-1430 **42 Steroid use in cervicofacial infection. A Maxillofacial Trainee Research Collaborative (MTRC) project** – Mr Samuel Kent, Aberdeen Royal Infirmary

1430-1440 **43 Safety and culture at workplace - Out of the box approach** – Mr Badrinarayanan Srinivasan, Queen Alexandra Hospital, Portsmouth

1440-1450 **44 Setting up a surgical skills course; how to obtain accreditation by the Royal College of Surgeons** – Mr Bhavesh Karbhari, Sheffield Teaching Hospitals NHS Trust

1450-1500 **45 Craniofacial trauma in bicycle-related injuries: A rising burden of disease on UK roads** – Miss Lara Watson, King's College London

1500-1510 **46 Return to play guidelines following repair of bony facial fracture in contact sports** – Dr James Fitton, Royal United Hospital, Bath

CANCER CLEFT & TRAUMA Hall 1

- 1510-1520 **53** *The Heterogeneity of Bilateral Cleft Lip* – Dr Richard Carr, Cork University Hospital, Ireland
- 1520-1530 **54** *3D and 4D analysis of unilateral cleft lip* – Professor Ashraf Ayoub, Glasgow University Dental Hospital and School

MISCELLANEOUS AND TRAUMA Hall 5

- 1510-1520 **47** *Coalition military personnel with stabilised facial fractures are less likely to require tracheostomy: a comparison of treatment in US and UK Medical Treatment Facilities during the Iraq and Afghanistan conflicts* – Lieutenant Commander Thomas Pepper, Royal Centre for Defence Medicine
- 1520-1530 **48** *Nasal Trauma: A Review of 174 Cases* – Mr James Padgett, St Richards Hospital, Chichester

1530-1555 TEA / COFFEE / ePOSTERS & EXHIBITION HALL 3

1555-1745 **Controversies: Salivary Gland** – Hall 1

Chair led Panel Discussion session

- 1555-1600 **Introduction** from the session chairs – **Michael Ho**, Consultant OMFS/Head and Neck Surgeon, Leeds Teaching Hospitals and **Ian Ganly**, Attending Surgeon, Head and Neck Service, Department of Surgery, Memorial Sloan Kettering Cancer Center, New York. Professor of Head and Neck Surgery and Otolaryngology, Weill Cornell Medical College, New York

- 1600-1700 **Format:** Evidence-based update followed by cased based discussion with full panel.

Management of recurrent pleomorphic adenoma, have we refined our management approach over time? – Professor Mark McGurk, OMFS/Head and Neck Surgeon, UCLH

How should the type and grade of malignant salivary gland tumour influence the management of: 1. The cN0 neck 2. the facial nerve: are there features which should lead to more proactive/radical surgical approach – Mr Davide Lombardi, Department of Otorhinolaryngology - Head and Neck Surgery, University of Brescia, Italy

Non-surgical therapy in salivary gland malignancies: what is the current evidence for its role in the adjuvant and primary settings? – Mr Mehmet Sen, Clinical Oncology, Leeds Teaching Hospitals

Targeted and systemic therapies for salivary gland malignancies: what is the current evidence to support best practice – Mr Rob Metcalfe, Medical Oncology, Christie Hospital, Manchester

- 1700-1745 **Panel case discussions** – Panel: Ian Ganly, Mark McGurk, Davide Lombardi, Mehmet Sen and Rob Metcalfe

Panel discussion of cases (facilitated by Michael Ho)

1. *Management of parapharyngeal/deep lobe tumours – benign vs malignant*
2. *Management of CNVII in a large parotid tumour*
 - Management of cN0 neck - role of SNB vs SND (levels)
3. *Management of salivary malignancies with systemic metastasis*
 - Follow-up imaging, protocol and duration

- 1745 **Finish**

- 1930 **Coaches for Annual Dinner from Hyatt Hotel** – Return: Midnight

- 1945-2400 **Annual Dinner** – Great Hall, University of Birmingham, Edgbaston

Ticketed event: please pre-book using the online registration form

£70 to include an Bollywood themed Dinner followed by a disco. Dress code: Indian dress / Black Tie / Tuxedo

Book online now

CLICK HERE

Annual dinner 2019

4 July 2019 • Great Hall, University of Birmingham

ભોજનરાત્રી night

Book online now

[CLICK HERE](#)



Authentic Indian cuisine

Performance by the
Bollywood Dream Dance Group

After Dinner Guest Speaker
Martin Bell OBE

FRIDAY 5 JULY 2019

0715-0815

Masterclasses

Limited to 12 participants pre-booked via the online registration form

MC5 *Facial approaches to the skull base* – Deepak Kademani – Executive Room 1MC6 *Management of TMJ-Related Facial Deformities: Current Concepts and Controversies* – Dr Pushkar Mehra – Executive Room 2**Book online now**

CLICK HERE

0800

COFFEE AVAILABLE HALL 3

0830

FREE PAPER SESSION5 minutes per paper / 3 minutes question time
2 minute change over

0830

FREE PAPER SESSION5 minutes per paper / 3 minutes question time
2 minute change over**CRANIOFACIAL Hall 1**Session chairs: TBC
TBC0830-0840 55 *Management of Neonates with Micrognathia and Severe Upper Airway Obstruction* – Ms Anusha Hennedige, Manchester University NHS Foundation Trust0840-0850 56 *Minimising blood loss in Fronto-orbital Advancement Remodelling (FOAR) - the development of an improved technique over 10 years* – Mr Jonathan Jones, Birmingham Children's Hospital0850-0900 57 *Outcomes of Craniofacial Resection for Tumours - University Hospital Southampton Experience* – Mr Badrinarayanan Srinivasan, Queen Alexandra Hospital, Portsmouth0900-0910 58 *Controversies of material: A single centre review of 432 titanium cranioplasties* – Mr Rafal Niziol, King's College Hospital, London0910-0920 59 *Cranioplasty Related infections: A retrospective review* – Dr Omar Sheikh, King's College Hospital, London0920-0930 60 *Fronto-orbital Bar Access for Anterior Cranial Fossa Pathology* – Miss Nabeela Ahmed, Queen's Medical Centre, Nottingham**FACIAL SKIN CANCER & CANCER Hall 5**Session chairs: TBC
TBC0830-0840 61 *The Melolabial Flap in Nasal Reconstruction – The Gloucester Experience* – Mr Peter Glen, Gloucester Royal Hospital0840-0850 62 *Can Surgical Excision Match the Gold Standard of Moh's Surgery? A 4-Year 2-Centre Study on Head and Neck Skin Cancer* – Miss Christine Wanis, Hull and East Yorkshire NHS Trust0850-0900 63 *Surgical Excision of Non-Melanoma Skin Cancer: No End in Site?* – Dr Rhea Chouhan, Royal Free London NHS Trust0900-0910 64 *Malignant Melanoma of the Head and Neck: Does Subsite of Origin Affect Prognosis?* – Mr James Higginson, University Hospitals Birmingham0910-0920 65 *A feasibility study before a national randomised controlled trial (RCT) of radiotherapy (RT) in the treatment of patients with pT2 and pT3 ('high risk') head and neck primary cutaneous squamous cell carcinoma (H&N pcSCC)* – Miss Carrie Newlands, Royal Surrey County Hospital0920-0930 66 *High-throughput methylation profiling of cell-free plasma DNA in head and neck cancer: a pilot study* – Mr Karl Payne, University of Birmingham0930-0940 67 *Delirium in patients with head and neck oral cancer in the West of Scotland* – Mr James Edwin Crawford, Queen Elizabeth University Hospital, GlasgowNEXT
YEARTWENTY
20

ANNUAL SCIENTIFIC MEETING • 24-26 JUNE

Queen Elizabeth and Purcell Rooms, Southbank, London
Under the Presidency of Robert Bentley**BAOMS**
THE FACE OF SURGERY

Hall 1

0940-1000 *Cranial remodelling in Craniosynostosis: Conventional Cranial Vault Reconstruction Vs Endoscopically assisted techniques* – **Dr Ramon L Ruiz**, Medical Director; Pediatric Craniomaxillofacial Surgery; Program Director; Pediatric Craniomaxillofacial Surgery Fellowship, Arnold Palmer Hospital for Children. Associate Professor of Surgery, University of Central Florida College of Medicine, Orlando, Florida

FACIAL SKIN CANCER & CANCER Hall 5

0940-0950 **68** *Sentinel lymph node biopsy for oral cancer: The Oxford experience* – **Mr Rajat Paul**, John Radcliffe Hospital, Oxford

0950-1000 **69** *Evaluation of outcomes of oral epithelial dysplasia at the Leeds Dental Institute* – **Mr William Harland**, University of Leeds

1000-1030 **TEA / COFFEE / ePOSTERS & EXHIBITION HALL 3**

1030-1210 Controversies: Orthognathic Surgery – Hall 1

Chair led Panel Discussion session

Chair: **Daljit Dhariwal** and presenting cases

Panel: **Federico Hernandez Alfaro** – Institution of Maxillofacial, Teknon Medical Centre, Barcelona

Helen Witherow, Consultant Maxillofacial Surgeon, St George's Hospital, London

Ramon Ruiz, Medical Director; Pediatric Craniomaxillofacial Surgery; Program Director; Pediatric Craniomaxillofacial Surgery Fellowship, Arnold Palmer Hospital for Children, Associate Professor of Surgery, University of Central Florida College of Medicine, Orlando, Florida

Format: The panel chair will present all the cases and chair discussions from the panel and audience on those cases presented. The presenters will provide a contemporary review of scientific evidence on those specific areas covered by the cases. (10-15 minutes per topic).

CASE ONE

CLASS III ORTHOGNATHIC

Early surgery – does it have a place in UK NHS practice? – **Mr Greg Knevil**, Consultant Surgeon (OMFS), Gloucestershire Hospitals NHS Foundation Trust, and Honorary Senior Lecturer, University of Bristol

CASE TWO

CLASS II VMD AND HYPDONTIA

3d planning – does it have a role in the modern cost conscious NHS? – **Mr Nicholas Lee**, Consultant Maxillofacial Surgeon Clinical Lead OMFS, South Yorkshire and Bassetlaw Integrated Care System (SY&B ICS), Sheffield Teaching Hospitals

CASE THREE

TEENAGER WITH EVOLVING FACIAL ASYMMETRY DUE TO CONDYLAR HYPERACTIVITY

Management of evolving facial asymmetry due to condylar hyperactivity – **Mr Jonathan Collier**, Consultant Oral & Craniomaxillofacial Surgeon, Chelsea & Westminster Healthcare NHS Foundation Trust

1215-1245 President's Lecture – Hall 1

Reconstruction of composite defects – **Professor Rui Fernandes**, Department of Oral & Maxillofacial / Head and Neck Surgery Jacksonville, Florida

1245-1345 **LUNCH AND FINAL ePOSTERS & EXHIBITION HALL 3 – (EPOSTERS AND EXHIBITION CLOSE AFTER LUNCH)**

1345-1405 **Surgery First in Orthognathics** – **Federico Hernandez Alfaro** – Institution of Maxillofacial, Teknon Medical Centre, Barcelona – Hall 1

1405-1445 **Update on the JCIE exit FRCS for our specialty – Hall I**

How the written paper works.... myths and facts – Carrie Newlands, Chair of Section I for the 10 surgical specialties – Hall I

All about the oral examination and Vivas – Cyrus Kerawala, Chair of the OMFS Board of examiners – Hall I

How JCIE ensures public safety and the fairness and quality of the FRCS – Iain McVicar, Chair of the Internal Quality Assurance Committee of JCIE – Hall I

1445-1600 **Controversies: Skin Cancer – Hall I**

Chair led Panel Discussion session

Chair: **Carrie Newlands**, Consultant OMF Surgeon, Guildford

Panel: **Mazhar Ajaz**, Consultant Medical and Clinical Oncologist, St Georges Hospital, London

Cyrus Kerawala, Consultant Head and Neck Surgeon, Royal Marsden Hospital, London

Charlotte Proby, Professor of Dermatology, University of Dundee

Stephen Walsh, Consultant Oral and Maxillofacial Surgeon, Chichester Hospital

Format: Cases will be presented by panel members and questions posed to the audience re specific management options. There will be interactive polling via the conference app, and evidence based updates given by panel members.

CASE 1 FOR DISCUSSION

High risk scalp primary cSCC in an immunocompromised pt – 2.5 cm diameter, intratumoral PNI* in a nerve 0.2mm in diameter, 7mm thick. Close deep margin 0.2 mm, galea was taken, not periosteum. Grafted, healed.

Panel to discuss what they would do.

CASE 2 FOR DISCUSSION

Patient with a single parotid node and clinically clear neck following previous resection of a skin cancer. Comparison re how to manage case if:

- cSCC
- Merkel cell ca
- Melanoma

CASE 3 FOR DISCUSSION

Patient with high risk melanoma – 4.5mm thick, ulcerated, 10 mitoses on temple.

Panel to discuss: Reasons for systemic staging, what to do if stage 4 disease to primary site?

1600 **Close of Conference**



Posters

ePosters will be displayed in Hall 3 on touch screen monitors. They can also be accessed via a dedicated website portal on individual personal devices during and after the meeting (for up to one year).

Help Desk open:

03 July 1300-2000

04 July 0830-1730

05 July 0830-1400

Aesthetic P1 – P2

- P1** *Time to face facts? Public perception on qualification, skills and advertising in the non-surgical aesthetic industry* – Miss Sieuming Ng, King's College Hospital, London
- P2** *Perils of Dermal Fillers* – Mr James Webster, Royal United Hospital, Bath

Audit P3 – P40

- P3** *Cancelling Elective Patients to Accommodate Trauma Patients on an Oral & Maxillofacial Surgery Theatre List* – Mr Ahmed Abdelrahman, Royal Stoke Hospital
- P4** *An audit of the quantity and appropriateness of incoming bleeps to the OMFS Dental Core Trainee on-call at Leeds General Infirmary* – Mr Naeem Adam, Leeds Teaching Hospitals NHS Trust
- P5** *Operative procedure code (OPCS) consistency and its implication on theatre efficiency at the Queen Elizabeth Hospital, Birmingham* – Miss Mahim Ali, Queen Elizabeth Hospital, Birmingham
- P6** *A Retrospective Audit of Major Head and Neck Reconstructive Procedures over a 3 year period at Royal Derby Hospital (RDH)* – Mr Adam Auckland, Royal Derby Hospital
- P7** *Are the NICE guidelines for wisdom teeth removal efficient in our NHS?* – Mr Samuel Chapman, Oxford University Hospitals
- P8** *Impacted maxillary canines: a five year retrospective audit of the correlates for successful outcome of surgical exposures in a district general hospital* – Ms Maeve Cooney, Poole District General Hospital
- P9** *An audit to assess the accuracy and completeness of recording the medical history for patients at risk of developing MRONJ* – Dr Amardeep Singh Dhadwal, Eastman Dental Hospital, London
- P10** *The Impact of Accurate Clinical Coding in Oral and Maxillofacial surgery* – Mr Sukhpreet Dubb, Luton and Dunstable Hospital NHS Trust
- P11** *Assessing the adherence to NICE guidance for urgent suspected cancer referrals following implementation of a new 2WW MDT (OMFS/ Dermatology) clinic* – Miss Bethan Edwards, Worcester Royal Hospital
- P12** *ORN - could it have been avoided? A retrospective audit of pre-radiotherapy dental assessments and consequent effect on the incidence of osteoradionecrosis* – Dr James Fitton, Royal United Hospital, Bath
- P13** *An audit of Dental Panoramic Tomogram (DPT) reporting by the Oral and Maxillofacial Surgery Department of Queen Mary's Hospital, Sidcup.* – Miss Ashana Gupta, King's College NHS Foundation Trust
- P14** *Analysis of the local recurrence rates of cutaneous head and neck cancer: do all patients with cutaneous squamous cell carcinoma require long-term follow-up?* – Miss Roya Hazara, Queens Hospital, Romford
- P15** *Reducing Late Start Times in Theatre - A Quality Improvement Project* – Mr David Houghton, Ysbyty Glan Clwyd
- P16** *"Ready or not here I come" - an audit of surgical pre-assessment against local guidelines* – Dr Declan Hughes, King's College Hospital, London
- P17** *It's nearly 2020... Is visual acuity measured correctly in an emergency department?* – Miss Rebecca Knight, Sunderland Royal Hospital
- P18** *An audit of nutritional assessment of head and neck cancer patients prior to and during treatment at a Regional and Maxillofacial Centre* – Dr Mona Letafat, Northwick Park Hospital

- P19 *An audit to evaluate changes in mouth opening in patients receiving total prosthetic replacement of the temporomandibular joint at Poole Hospital* – Mr Cephias Liew, Poole Hospital
- P20 *Surgical Site Infection Rate Following Oral and Maxillofacial Surgery at a UK Based Unit* – Mr Khemanand Maharaj, Norfolk and Norwich University Hospital
- P21 *Improving Knowledge of Novel Oral Anticoagulants amongst General Dental Practitioners* – Dr Sravya Makam, Royal Free London NHS Foundation Trust
- P22 *Enhancing the recovery of head and neck oncology patients through early feeding* – Dr Victoria McAfee, Altnagelvin Area Hospital, Londonderry
- P23 *An audit of residual diplopia following repair of midfacial fractures* – Dr Ayah Mohamed, Royal Free London NHS Foundation Trust
- P24 *Audit to investigate the appropriateness of outpatient two-week wait referrals to James Cook Maxillofacial department* – Miss Rachel Moss, James Cook University Hospital, Middlesbrough
- P25 *Bloody sockets: An audit of uncontrolled haemorrhage following tooth extraction* – Miss Yalda Nassehi, Royal Derby Hospital
- P26 *Retrospective audit on treatment of Odontogenic Keratocyst: 10 year follow up study* – Mrs Annapoorna Pai, Sunderland Royal Hospital
- P27 *An audit to assess the quality of VTE Assessments on CEPD admissions in the Oral & Maxillofacial department at a Major Trauma Centre* – Dr Ashish Patel, Northwick Park Hospital
- P28 *Temporal artery biopsy harvesting length audit and patient satisfaction with post op management. A guide for clinical commissioning group planning* – Mr Richard Pilkington, Princess Royal Hospital, Telford
- P29 *The 2WW System for Oral Cancer - How effective?* – Dr Charlotte Richards, Royal United Hospital, Bath
- P30 *Keeping things moving: Patterns of Opiate and Laxative prescribing* – Mr Martyn David Ritchie, Sunderland Royal Hospital
- P31 *Skin Surgery Consent Audit: introducing the electronic consent phenomenon* – Dr Laura Rollings, Worcester Royal Hospital
- P32 *An audit of the quality of referrals to a North London Hospital Oral and Maxillofacial Unit: are referrals putting patients at risk?* – Dr Dayna Rosenthal, Royal Free London NHS Foundation Trust
- P33 *Do e-referral systems have a detrimental effect on patient care - an investigation into the impact of digitalisation on the diagnostic quality of radiographs accompanying electronic referrals to a maxillofacial department outpatient clinic.* – Mr Thomas Saunbury, Eastman Dental Hospital, University College London Hospitals
- P34 *Assessing the utility of postoperative radiographs following orthognathic surgery* – Ms Sarah Girgis, Gloucestershire Hospitals NHS Foundation Trust
- P35 *Temporal artery biopsy: our experiences and an evidence based approach to case selection* – Mr Mayank Shastri, Royal Surrey County Hospital
- P36 *A 3-cycle audit measuring Day Surgery Theatre Efficacy for Oral Surgery* – Miss Sowmya Simon, Kingston Hospital NHS Foundation Trust
- P37 *Audit: Minor Oral Surgery Referrals to Secondary Care* – Dr Anna Swingle, Queen Elizabeth Hospital, Birmingham
- P38 *Audit on appropriateness of temporomandibular disorder referrals from General Dental Practitioners* – Dr Naushin Tejani, University Hospital Coventry
- P39 *Audit on compliance with 2 week wait rule for cancer referrals at Peterborough City Hospital from 01/17 to 06/17* – Mr Moezz Uddin, Royal Preston Hospital
- P40 *An audit evaluating Paediatric Laceration CEPD Waiting Times and Patient Satisfaction; are we meeting expectations?* – Dr Nikita Visaria-Shah, Royal Free London NHS Foundation Trust

Cancer P41 – 56

- P41 *Persistent blurred vision leads to a Maltoma of inferior rectus diagnosis* – Miss Alpa Dave, Royal Hallamshire Hospital, Sheffield
- P42 *A National Review of Oral Cancer Epidemiology in Scotland* – Miss Laura Feeney, Dundee Medical School, University of Dundee
- P43 *Comparing pre-treatment and pathologic staging of oral SCC in (UICC) TNM 7- How accurately do we predict the pre-treatment T and N stages?* – Mr Montey Garg, Queen Victoria Hospital NHS Foundation Trust
- P44 *Using the false negative rate and number of nodes harvested as proxy markers of quality when setting up a new sentinel lymph node biopsy service in a maxillofacial unit* – Ms Sandra Girgis, Gloucester Royal Hospital
- P45 *Are primary care dentists treating the cause for traumatic ulceration early to prevent progression to oral cancer - A snap-shot of Manchester population* – Dr Sarah Jadun, University Dental Hospital of Manchester
- P46 **WITHDRAWN**

- P47 *An audit of the surgical margins for head and neck oncology patients in Manchester Royal Infirmary* – Miss Alizey Kazmi, Manchester Royal Infirmary
- P48 *Sentinel lymph node biopsy in OSCC, comparable with other sites?* – Dr Ross Leader, University Hospital Aintree
- P49 *Online health information seeking and anxiety by head and neck oncology patients* – Dr David McGoldrick, University Hospital Coventry
- P50 *Analyzing the reasons behind inappropriate referrals on the 'two week wait' head and neck cancer pathway* – Mr Oliver Mitchell, Southampton General Hospital
- P51 *Anatomical variations of Internal Jugular Vein: A Review* – Mr Shadaab Mumtaz, Mid Essex Hospital Services Trust
- P52 *The Sentinel Lymph Node Biopsy- Our Experiences at Sunderland Royal Hospital in Relation to the SENT Trial* – Dr Aysha Nijamudeen, Sunderland Royal Hospital
- P53 *Is Vitamin D level relevant in patients with mouth cancer - Squamous Cell Carcinoma?* – Dr Akinsola Ogunbowale, St James's Hospital, Dublin
- P54 *Ligasure Open Sealer / Divider – A useful tool in Resection of Tongue Lesions?* – Dr Akinsola Ogunbowale, St James's Hospital, Dublin
- P55 *An algorithm for managing a tracheostomy bleed in oncology patients* – Miss Ashmi Parekh, Northwick Park Hospital
- P56 *A Rare Presentation of Temporal Lobe Glioblastoma with Metastasis to Cervical Lymph Nodes* – Dr Naushin Tejani, University Hospital Coventry

Cleft P57 – P59

- P57 *5 Year Prospective Fistula Audit in A Single Centre. TIG Training Negates Consultant Learning Curve But Surgeons Should Beware The Mid Range Palatal Defect* – Mrs Gabriele Baniulyte, Queen Elizabeth University Hospital, Glasgow
- P58 *Lisdexamfetamine (Vyvanse) Withdrawal in Children with Orofacial Cleft and Attention-Deficit/Hyperactivity Disorder* – Dr Stavan Patel, Louisiana State University Health Science Center
- P59 *Using a BAOMS Travel Grant with The Northern Cleft Foundation* – Ms Catherine Wicks, University Hospitals Bristol

Craniofacial P60 – P72

- P60 *Tongue tie – Do we need to treat?* – Miss Merendeep Basra, Royal Derby Hospital
- P61 *The use of specific 3D constructed surgical adjuncts in a case of Metopic Synostosis* – Dr Luke Bowen, St. John's Hospital, Livingston
- P62 *Facial asymmetry in children using 3-dimensional images* – Dr Orla Carty, The University of Liverpool
- P63 *A Nasal Dermoid Sinus Cyst with Intracranial Extension into the Anterior Cranial Fossa in a 4-Year Old Child; A Case Report* – Ms Maeve Cooney, Alder Hey Children's Hospital, Liverpool
- P64 *Hemifacial Hyperplasia: a 5-case series and review of the literature* – Dr Amit Dattani, University of Birmingham
- P65 *Deformity Surgery: Return to Theatre and Complications, an Oxford experience* – Dr Rudaina Farouki, John Radcliffe Hospital, Oxford
- P66 *Ambient sound levels and distraction during critical stages of total calvarial remodelling for sagittal craniosynostosis: is a 'sterile cockpit' required?* – Mr Naveen Goddard, Birmingham Children's Hospital
- P67 *A Rare Case of Partial Maxillary and Upper Lip Duplication Associated with 1q21 Microduplication and Intrauterine Roaccutane Exposure* – Miss Kate Howson, Barts and the London School of Medicine and Dentistry
- P68 *Craniofacial Fronto-ethmoid 'Ivory Osteoma' Management and Outcomes* – Mr Jonathan Jones, Birmingham Children's Hospital
- P69 *3D analysis of the frontal sinus in transgender women undergoing forehead reduction* – Mr Ramachandra Madattigowda, Queen Victoria Hospital, East Grinstead
- P70 *Atypical Post-Operative Intermittent Refractory Sinus Bradycardia Following Posterior Cranial Vault Reconstruction* – Dr Stavan Patel, Louisiana State University Health Science Center
- P71 *The effects of altering the method of analysing bone turnover, on surgical intervention in unilateral condylar hyperplasia* – Mr Krisna Surendran, Sunderland Royal Hospital
- P72 *Bilateral Symmetrical Enlargement of the Cranial Nerves Extracranially; A Diagnostic Dilemma* – Miss Christine Wanis, Hull and East Yorkshire NHS Trust

Dento-alveolar surgery P73 – P80

- P73 *Referral for coronectomy – what are general dental practitioners telling patients about the proximity of their nerve?* – Miss Andrea Beech, Gloucestershire Royal Hospital
- P74 *Plain radiographs in the prescription of coronectomy – it's not always a case of black or white* – Miss Andrea Beech, Gloucestershire Royal Hospital

- P75 *Comparison of the Clinical Outcomes of Buccal Advancement Flap Versus Platelet-Rich Fibrin Application for the Immediate Closure of Acute Oroantral Communications* – Dr Kani Bilginaylar, Near East University, Faculty of Dentistry, Cyprus
- P76 *Patient information leaflets – help or hindrance?* – Miss Molly Harte, Gloucestershire Hospitals NHS Foundation Trust
- P77 *Inferior Alveolar Nerve Schwannoma: A Rare Cause of Facial Pain* – Mr James Padgett, St Richards Hospital, Chichester
- P78 *Coronectomies; do the benefits outweigh the risks?* – Dr Kavita Ravi-Shankar, Mid Essex Hospital Trust
- P79 *Service evaluation: rates of post-operative complications following extraction of lower third molars* – Miss Sowmya Simon, St. George's Hospital, London
- P80 *The change in presentation and treatment of dental abscess in ten years at Telford Hospital* – Miss Eiling Wu, Shrewsbury and Telford Hospital NHS Trust

Facial Skin Cancer – P81-P92

- P81 *Secondary excision of the scar after complete primary excision of Cutaneous Malignant Melanoma – Is histological analysis always necessary?* – Dr Bhavina Bhudia, St Richard's Hospital, Chichester
- P82 *5 year Longitudinal Surgical performance in excisions of non melanoma head and neck skin cancer (NMHNSC)* – Mr Anupam Chandran, Royal Blackburn Hospital
- P83 *Accuracy of clinical diagnosis of Head & Neck skin cancer patients at Worcestershire Royal Hospital - Do we need dermoscopy?* – Miss Bethan Edwards, Worcester Royal Hospital
- P84 *Sentinel lymph node biopsy for malignant melanoma: The patient experience in Poole Hospital* – Dr Mei Goh, Poole Hospital
- P85 *Role of the Dentist in Early Detection of Skin Cancer* – Miss Molly Harte, Gloucestershire Hospitals NHS Foundation Trust
- P86 *Improving the accuracy of sentinel node detection in sentinel node biopsy for head and neck cutaneous malignancy* – Miss Carrie Newlands, Royal Surrey County Hospital
- P87 *A new morphological description of the cheek. Part 1* – Mr Paul Sexton, University Hospitals Limerick, Rep of Ireland
- P88 *A new morphological description of the cheek. Part 2* – Mr Paul Sexton, University Hospitals Limerick, Rep of Ireland
- P89 *An audit of compliance of RCPATH minimum dataset reporting for cSCCs* – Mr Milad Tavakoli, Royal Surrey County Hospital
- P90 *Is the skin graft obsolete?* – Miss Alexandra Thompson, Chesterfield Royal Hospital
- P91 *Ibrutinib - a novel risk factor in postoperative bleeding and haematoma formation* – Mr Daniel van Gijn, Royal Surrey County Hospital
- P92 *Metastatic SCC from Cutaneous Primary lesions of the head and neck. A difficult disease to predict, control and risk stratify?* – Mr Stephen Walsh, St Richards Hospital, Chichester

Head/Neck Reconstruction – P93-I09

- P93 *A lightweight cast to support the upper limb following osteocutaneous radial forearm free flap harvest: a technical modification* – Mr Naeem Adam, Leeds Teaching Hospitals NHS Trust
- RP94 *Transoral Reconstruction of the mandible Using Distraction Osteogenesis following failed free flap reconstruction* – Miss Nabeela Ahmed, QMC - Nottingham
- P95 *A Case Series of Mandibular Reconstruction with Custom Titanium Extended TMJ prostheses* – Dr Rhodri Davies, Guy's Hospital, London
- P96 *A technical note describing the use of a carotid artery bypass graft in the management of head and neck cancer with carotid artery involvement and review of literature* – Dr Christopher Hamps, Shrewsbury and Telford Hospital NHS Trust
- P97 *A Novel Anaesthetic-Led Approach For Head and Neck Oncology Patients Undergoing Free Flap Reconstruction* – Mr David Johnston, Ulster Hospital, Belfast
- P98 *The management of coinciding neural and vascular anatomical anomalies encountered in the fibular free flap: a video case report and brief review of the literature* – Dr Stacey Nedrud, University of Florida, Jacksonville
- P99 *A study comparing operating time and anatomical form in mandibular reconstruction with a fibula free flap: Conventional non-guided surgical approaches versus guided approaches using Virtual Surgical Planning* – Miss Krishna Patel, Queen Victoria Hospital, East Grinstead
- PI00 *External Carotid Artery Stenosis – a duplex ultrasound based study* – Mr Neeraj Pattni, Worcestershire Royal Hospital
- PI01 *Reconstruction of the radial forearm free flap donor site with an acellular dermal regenerative matrix "Integra" on Fitzpatrick Type I skin* – Mr Richard Pilkington, Princess Royal Hospital, Telford
- PI02 *Head and Neck Microvascular Reconstruction in the UK: A survey of operating team structure* – Mr Sumeet Raj, University Hospital Coventry

- PI03** *A prehabilitation protocol to reduce blood transfusion requirement in head and neck microvascular reconstructive surgery* – Mr Takaaki Sato, Glan Clwyd Hospital, Wales
- PI04** *The Use of a bilobed flap in three-layer reconstruction of full thickness nasal ala defect following a dog bite* – Miss Laura Stacey, Musgrove Park Hospital
- PI05** *Personalised ocular prostheses – patient evaluations of digitally printing prosthetics* – Miss Emma Walshaw, Leeds Teaching Hospital Trust
- PI06** *Two stage mandible reconstruction with PEEK implant tissue spacer and autologous iliac crest bone following ameloblastoma resection* – Mr Karanveer Matharu, Northwick Park Hospital
- PI07** *Regional reconstructions facilitated by a 3D modelling in oral cancer cases involving mandible. A look into surgical time, cost and clinical features* – Mr Nikolay Yanev, UHMFS, Sofia, Bulgaria
- PI08** *The successful use of the OSSDSIGN Cranial PSI to reconstruct an occipital defect after epithelioid sarcoma* – Mr Vas Yannoulis, University of Birmingham
- PI09** *Viability of a modified GoPro for the recording of head and neck reconstructive surgery* – Mr Timothy Zoltie, University of Leeds

Implants PI10

- PI10** *UK Surgeons' use and perceptions of 3D-printed patient-specific titanium implants for common CMF procedures: results from the South Wales pilot study* – Mr Alexander Goodson, University of South Wales, University Hospital of Wales

Maxillofacial Trauma PI11 – PI19

- PI11** *Rounding OfThe Inferior Rectus Muscle, A Retrospective Analysis Of 96 Patients With Orbital Floor Fractures* – Mr Ahmed Abdelrahman, Royal Stoke Hospital
- PI12** *Quality Improvement Project: Facial Trauma and Computed Tomography Scans in A&E* – Miss Maha Aljefri, Northampton General Hospital
- PI13** *A novel technique for reconstruction of the complicated Zygomatico-Maxillary Complex fracture* – Dr Virat Hansrani, Queens Medical Centre, Nottingham University Hospitals NHS Trust
- PI14** *Pilot Investigation of Factors Associated with Poor Healing in Fractured Mandibles* – Mr Yee Hsiong Khoo, Queen Medical Centre, Nottingham University Hospital
- PI15** *Evaluation of maxillofacial emergency admissions for 2018 in a regional maxillofacial unit :The East Grinstead Experience* – Dr Afsha Musa, Queen Victoria Hospital, East Grinstead
- PI16** *"Everyone has a plan until they get punched in the face" - but what happens after? Sporting guidelines following facial fracture* – Miss Francesca Norton, St George's Hospital, London
- PI17** *The application of the Mandible Injury Severity Score (MISS): Are we over-treating mandible fractures?* – Mr Brandon Owen, Gloucestershire Royal Hospital
- PI18** *Enhanced follow-up pathways for OMFS trauma – a review of outcomes* – Ms Ellie Baxter, Leeds General Infirmary
- PI19** *Enhanced Recovery for ORIF Mandible - a prospective study of the feasibility to discharge patients with mandibular fractures on the same day of surgery* – Mr Sundeep Thusu, Northwick Park Hospital

Miscellaneous PI20 – PI55

- PI20** *Theatre Turnaround Time: Utilisation does not represent Efficiency* – Mr Ahmed Abdelrahman, Royal Stoke Hospital
- PI21** *Mediastinal Access for Oral and Maxillofacial Surgeons* – Miss Annie Addo-Yobo, Royal London Hospital
- PI22** *Necrotising Fasciitis – a case series and a literature review* – Mrs Gabriele Baniulyte, Queen Elizabeth University Hospital, Glasgow
- PI23** *Training in Oral and Maxillofacial Surgery - Barriers to recruitment and Potential Solutions* – Miss Emily Bennet, John Radcliffe Hospital, Oxford
- PI24** *Patients Consider a Smart Phone Light Source as Unprofessional as Not Wearing Gloves During OMFS Examinations* – Dr Alice Cameron, Royal United Hospitals Bath NHS Foundation Trust
- PI25** *Thyroid isthmusectomy during surgical tracheostomy – a case series* – Dr Sara Chapman, Homerton University Hospital, London
- PI26** *Dental presenting complaints in simulated GP consultations for undergraduate medical students* – Dr Nazia Din, King's College London
- PI27** *Number of hospital admissions for incision and drainage of dental abscesses in Scotland over a 17 year period: A shock to the system* – Dr Danielle Sheila Dineen, Glasgow Dental Hospital

- PI28** *First branchial arch cyst in an elderly patient- diagnostic dilemma and subsequent management* – Ms Salwa El-Habbash, Dublin Dental University Hospital, Trinity College Dublin
- RP129** *The financial impact of undertaking a second degree for OMFS* – Ms Jennifer Hon, Royal London Hospital
- PI30** *Is the Specialty adequately covered 'Out of Hours'?* – Mr Robert Isaac, Salisbury District Hospital
- PI31** *The Vortex Approach: The role of maxillofacial surgeons and its incorporation in to surgical training* – Mr Niall Joudeh, Queen's University Belfast/Aintree University Hospital
- PI32** *A History of Oral Cancer in Famous People* – Dr Georgina Kane, Northampton General Hospital
- PI33** *Simulation Fellow in Oral and Maxillofacial Surgery: A pioneering new role* – Mr Matthew Keenan, Bart's Health NHS Trust
- PI34** *YouTube as a Source of Patient Information on Extraction of Third Molars* – Ms Sofia Kidy, University Hospitals Coventry and Warwickshire
- PI35** *Development of a New Oral and Maxillofacial Handover Application: A Quality Improvement Project* – Mr Ohsun Kwon, Barts Health NHS Trust, London
- RP136** *Delay between Oral and Maxillofacial Surgery (OMFS) specialist listing and first substantive consultant appointment for UK OMFS trainees including analysis of interview competition ratios 2001-2018* – Mr Patrick Magennis, Aintree University Hospitals NHS Foundation Trust
- RP137** *#ILookLikeASurgeon: how diverse are Oral and Maxillofacial Surgery (OMFS) specialists and higher trainees at present, and how has this changed with time?* – Mr Patrick Magennis, Aintree University Hospitals NHS Foundation Trust
- RP138** *Report of the Second Pilot of the European In-Training Oral & Maxillofacial Formative Assessment (EIOMFA) undertaken by the OMFS Section of the Union of European Medical Specialists (UEMS)* – Mr Patrick Magennis, Aintree University Hospitals NHS Foundation Trust
- PI39** *OMFS Dental Core Trainees: Who Nose how to manage epistaxis?* – Dr Simrath Mangat, King's College Hospital, London
- PI40** *Trainee perceptions of Flexible Nasal Endoscopy* – Dr David McGoldrick, University Hospital Coventry
- PI41** *Oral and Maxillofacial Surgery (OMFS) Specialists and the Oral Surgery Specialist List 1996-2018: How has it changed with time?* – Miss Ashley McLean, Aintree University Hospitals NHS Foundation Trust
- PI42** *Active learning for Emergency Registrars in OMFS trauma: A pilot study of an Innovative Educational Course* – Miss Stephanie Milne, Leeds Teaching Hospitals Trust
- PI43** *The Use of an applicator cone for the application of 'Bio-Oss' granules* – Mr Pavan Padaki, Royal Preston Hospital
- PI44** *Demographics of a multi-disciplinary tongue tie service at a UK district hospital* – Dr Julia Palmer, Homerton University Hospital, London
- PI45** *Evaluation of -tongue tie service provided at Homerton University Hospital* – Dr Julia Palmer, Homerton University Hospital, London
- PI46** *Case Report: Infarct of the tongue secondary to new Atrial Fibrillation* – Mr Aarondeep Pamma, Cambridge University Hospitals
- PI47** *Giant Cell Arteritis - An improved patient pathway* – Miss Zoe Paterson, Torbay Hospital, Torbay and South Devon NHS Foundation Trust
- PI48** *Maxillofacial Surgical Trainee Scenarios - Human Factors: Positive and Negative Outcomes* – Miss Sarah Rae, University of Glasgow
- PI49** *Bismuth Iodoform Paraffin Paste: History and Uses* – Dr Gurpreet Kaur Randhawa, North Manchester General Hospital
- PI50** *End user engagement with e-Face: Benefits and challenges of blended learning in dental and surgical training* – Miss Aimee Rowe, Queen's Medical Centre, Nottingham
- PI51** *Usefulness of smart glasses for suturing skills training* – Mr Takaaki Sato, Glan Clwyd hospital
- PI52** *Unilateral tongue swelling, a rare and interesting case of idiopathic tongue abscess* – Dr Abdorreza Sedghi, Barnet General Hospital, Royal Free London NHS foundation trust
- PI53** *OMFS DCTs: How confident are you?* – Miss Hanna Strang, Kings College Hospital, London
- PI54** *A Brief History of Carnoy's* – Miss Jessie Tebbutt, North Manchester General Hospital
- PI55** *The Bespoke OMFS Induction Programme: Providing Excellent Care For Our Patients* – Miss Emma Walshaw, Leeds Teaching Hospital Trust

Oral Medicine/Pathology P156 – P168

- PI56** *Cranial nerve palsies presenting to the maxillofacial surgeon – Unusual causes from below* – Miss Zahra Al Asaadi, Queen Alexandra Hospital, Portsmouth
- PI57** *NOMA - a possible presentation in Glasgow* – Ms Gabriele Baniulyte, Queen Elizabeth University Hospital, Glasgow
- PI58** *Cryotherapy in the management of trigeminal neuralgia* – Mr Conor Bowe, Royal Surrey County Hospital, Guildford
- PI59** *Verruciform Xanthoma of the oral mucosa: A series of eight typical and three anomalous cases* – Mr Raghuram Boyapati, Queen Victoria Hospital, East Grinstead

- PI60** *Use of recombinant parathyroid hormone in treatment of bisphosphonate related osteonecrosis leading to spontaneous healing* – Dr Shima Chundoo, Shrewsbury/Telford NHS Hospital Trust
- PI61** *Storiform collagenoma of the head and neck: an uncommon diagnosis* – Mr Ross Elledge, University Hospitals Birmingham NHS Foundation Trust
- PI62** *The Role of Orbital Exenteration in the Management of Cranio-Facial Mucormycosis: A Case Presentation and Meta-Analysis of Survival Outcomes* – Mr Shofiq Islam, University Hospitals of Coventry & Warwickshire NHS Trust
- PI63** *5 year review of inflammatory markers as predictors of severity in cervicofascial space infections of dental origin* – Mr Chang-Bon Man, Northampton General Hospital
- PI64** *Space occupying lesions in the maxillary sinus - A case series* – Dr Victoria McAfee, Altnagelvin Area Hospital
- PI65** *Prognostic biomarkers in oral epithelial dysplasia: a systematic review* – Mr Karl Payne, University of Birmingham
- PI66** *Long term follow up of paediatric oral submucous fibrosis and public health concerns among paan chewers* – Dr Preeya Samani, The Royal London Hospital
- PI67** *Are Dental Core Trainees confident performing biopsies during their training post?* – Dr Julia Sidon, Royal Free London NHS Foundation Trust
- PI68** *Recurrent Odontogenic Keratocysts - should we be following up with MRI scans* – Dr Anna Swingle, Queen Elizabeth Hospital Birmingham

Orthognathic PI69 – PI75

- PI69** *Does arterial line monitoring improve intra-operative blood pressure control and reduce blood loss during orthognathic surgery?* – Mr Hans Antov, Pinderfields Hospital, The Mid Yorkshire Hospitals NHS Trust
- PI70** *A retrospective review of sensory deficit & subsequent recovery following orthognathic surgery* – Mr Hans Antov, Pinderfields Hospital, The Mid Yorkshire Hospitals NHS Trust
- PI71** *Combating the Threat that Prior Approval Poses to Orthognathic Surgery* – Dr Alice Cameron, Royal United Hospitals Bath NHS Foundation Trust
- PI72** *Evaluation of relationship between preoperative PLT, MPV levels, MPV/PLT ratio and intraoperative bleeding in orthognathic surgery* – Dr Halis Ali Çolpak, Private Oral and Maxillofacial Surgery Clinic
- PI73** *An Audit Assessing Treatment Times for Orthognathic Surgery Cases* – Dr Majella Gregory, Altnagelvin Area Hospital
- PI74** *Case Report Alignment of an ankylosed upper right canine using a corticotomy and fixed braces* – Dr Minnie Lyons-Coleman, City Health Care Partnership
- PI75** *A case of maxillary necrosis following a le Fort I Osteotomy, reversed by hyperbaric oxygen* – Ms Beejal Patel, St George's NHS Trust, London

Quality of Life and Oral and Facial Rehabilitation PI76 – PI83

- PI76** *Digital communication for patients with temporary tracheostomy - innovative uses of electronic devices* – Mr William Allen, Aintree University Hospital
- PI77** *Impact of dentofacial deformities on quality of life: patients' awareness, perceptions and expectations in a Turkish population* – Professor Aysegul Apaydin, Istanbul University, Dentistry Faculty, Oral and Maxillofacial Surgery
- PI78** *Health Related Quality Of Life In Disease-Free Survivors Of Early Stage (Stages I And II) Buccal Mucosa Cancer Who Underwent Successful Curative Surgery* – Dr Suhani Ghai, People's Dental Academy, Bhopal, India
- PI79** *Validation of a new Quality of Life Questionnaire for Orthognathic Surgery Patients* – Mr Joshua Lopez, Sheffield Teaching Hospitals
- PI80** *Radiation Induced Bilateral Hypoglossal Nerve Palsy: A Case Report* – Mr Khemanand Maharaj, Norfolk and Norwich University Hospital
- PI81** *Custom Titanium guides in mandibular 3D sculpting* – Mr George Markose, Royal Blackburn Hospital
- PI82** *A single-item screening question for fear of recurrence in head and neck cancer* – Dr Cyrus Talwar, Southport and Ormskirk NHS Foundation Trust
- PI83** *Not Just For A Pretty Face - Use of Face Lift in the Management of Dysarthria secondary to Facial Palsy* – Surg Lt Cdr Thomas Pepper, Defence Medical Services

Research PI84 – PI92

- PI84** *First Bite Syndrome: a new classification and diagnostic algorithm* – Mr Ahmed Abdelrahman, Royal Stoke Hospital
- PI85** *Resilience of dental core trainees in oral and maxillofacial surgery* – Mr Naeem Adam, Leeds Teaching Hospitals NHS Trust

- P186** *Chloramphenicol Eye Ointment as a Wound Dressing - A Randomised Control Trial* – Dr Alice Cameron, Royal United Hospitals Bath NHS Foundation Trust
- P187** *Defining antibiotic use in cervicofacial infection. A Maxillofacial Trainee Research Collaborative (MTReC) project* – Miss Rebecca Exley, Royal Free London NHS Foundation Trust
- P188** *Elective oral surgery and the estrogen pill- Is the four weeks wait for the fit and well patient justified?* – Dr Rosamund Johnson, Royal United Hospitals Bath
- P189** *The Wellness of Oral and Maxillofacial Dental Core Trainees* – Mr Brandon Owen, Gloucestershire Royal Hospital
- P190** *Determination of the effect of osteoporosis on bone mineral density changes in jaw bones* – Dr Elif Dilara Seker, Bezmialem Vakif University Faculty of Dentistry Department of Orthodontics
- P191** *A Practical Introduction to OMFS for Undergraduate Medical Students* – Dr Aaron Jones, University College Hospital, London
- P192** *Histological and Biomechanical Evaluation of SLA-Surfaced Osseointegrated Miniscrew Implants Treated with Ozone Therapy and Photobiomodulation in Different Loading Times* – Dr Turker Yucesoy, Bezmialem Vakif University Faculty of Dentistry Oral & Maxillofacial Surgery Department

Salivary Gland P193 – P201

- P193** *A Snapshot Audit of the Management of Benign Obstructive Salivary Gland Diseases at the Queen Elizabeth Hospital, Birmingham* – Dr Priya Chohan, Northamptonshire NHS Foundation Trust
- P194** *Botulinum Toxin Type A for First Bite Syndrome - A Case Report* – Dr Rachael Harlow, Leeds General Infirmary
- P195** *Transoral sublingual gland-sparing technique for plunging ranula* – Miss Anne Molinari, Oxford University Hospitals
- P196** *Sialadenoma Papilliferum* , – Mr Shadaab Mumtaz, Mid Essex Hospital Services Trust
- P197** *Prophylactic Antibiotics for Salivary Gland Surgery: A Pan-UK Pilot Survey* – Mr Shadaab Mumtaz, Mid Essex Hospital Services Trust
- P198** *Sialendoscopy improves sialadenitis symptoms using chronic obstructive sialadenitis symptoms questionnaire* – Mr Jimmy Ng, Charing Cross Hospital, London
- P199** *Systematic Review of Parotidectomy for Primary Pleomorphic Adenoma: Plea to Standardise Nomenclature to Overcome Controversy* – Mr Keval SV Shah, Northwick Park Hospital
- P200** *Hypertrophic Sublingual Gland secondary to aplastic ipsilateral Submandibular Gland: A Case Report* – Mr Jack Stanley, Queens Medical Centre, Nottingham University Hospitals
- P201** *Comparison of CT, 3D Reconstruction, and Virtual Reality in the Interpretation of Maxillofacial Fractures* – Mr Aghiad Yassin Alsabbagh, UCL, Eastman Dental Institute

TMJ P202 – P212

- P202** *WITHDRAWN*
- P203** *Tophaceous pseudogout of the TMJ with skull base erosion - A rare presentation and review of the literature* – Mr David Houghton, Aintree University Hospital
- P204** *Does Acupuncture provide effective pain management of TMD?* – Dr Muna Hussain, Eastbourne District General Hospital
- P205** *Allergic reaction to Nickel and Titanium In patients with TMJ replacements : 2 case reports* – Mr Kapil Java, University Hospital Aintree
- P206** *Costocondral grafting in TMJ Ankylosis- Benefits & Limitations* – Mr Farhan Khalid, University Hospital Aintree, Liverpool/Northwest Deanery
- P207** *Treatment of Progressive Condylar Resorption with Alloplastic Temporomandibular Joint Replacement* – Dr Yee Hsiong Khoo, Queen Medical Centre Nottingham University Hospital
- P208** *The use of 3D planning and cutting guides to release TMJ ankylosis* – Ms Nicola Mahon, Queen Elizabeth Hospital, Birmingham
- P209** *Maxillomandibular Advancement (MMA) By Means of Bilateral Total TMJ Replacement and Le Fort I Advancement Osteotomy For Obstructive Sleep Apnoea (OSA)* – Mr Keval SV Shah, Regional North West London Maxillofacial Unit
- P210** *Is BOTOX® able to improve your Pain and Quality of life? Can this be measured?* – Miss Hanna Strang, King's College Hospital, London
- P211** *Novel Approach to Managing Facial Pain, a Cost Saving Cohort Study* – Mr James Webster, Royal United Hospital Bath
- P212** *Special considerations in total joint replacement surgery with customised prostheses* – Mr Rüdiger Zimmerer, Department of Oral and Maxillofacial Surgery, Hannover Medical School, Germany

Trauma P213 – P221

- P213** *Evaluation of paediatric fractures in 2018 in a regional Maxillofacial Unit: The East Grinstead experience* – Mr Raghuram Boyapati, Queen Victoria Hospital, East Grinstead
- P214** *CT Scan Consideration for Occult Skull Fracture in Paediatric Head Trauma* – Mr Sukhpreet Dubb, Luton and Dunstable Hospital NHS Trust,
- P215** *The inclusion of maxillofacial CT examination in conventional Head Trauma CT protocol - A review of current practice* – Dr Sarah Jadun, University Dental Hospital of Manchester
- P216** *Out-of-hours presentation of dentoalveolar trauma in a major trauma centre. Are we compliant with the guidelines?* – Miss Ushma Patel, Kings College Hospital, London
- P217** *Carotid artery dissection and stroke in association with mandibular fracture* – Surg Lt Cdr Thomas Pepper, Defence Medical Services
- P218** *Closed reduction of comminuted frontal bone fractures using standard MMF self-drilling screws* – Mr Paul Sexton, University Hospitals Limerick, Rep of Ireland
- P219** *Don't Follow Your Nose: A case of extensive post-traumatic surgical emphysema exacerbated by cocaine insufflation* – Dr Nirmal Shah, St John's Hospital, Livingston
- P220** *Self-Embedding Behaviour: "Needles in a Haystack"* – Miss Truc Tran, Barts Health NHS Trust, London
- P221** *Analysis of Maxillofacial War Injuries in Damascus 2015-2018* – Mr Aghiad Yassin Alsabbagh, UCL, Eastman Dental Institute

NEXT
YEARTWENTY
20

ANNUAL SCIENTIFIC MEETING • 24-26 JUNE

Queen Elizabeth and Purcell Rooms, Southbank, London
Under the Presidency of Robert Bentley**BAOMS**
THE FACE OF SURGERY

A new solution is here.

Treat your patient's TMD symptoms

Cerezen is a unique, clinically proven treatment of Temporomandibular Joint Disorder (TMD) pain and associated symptoms such as jaw pain, facial pain and tension headaches.



Can be worn day or
night



Treatment with
long term benefits



No adverse effect
on speech, hearing
or eating



Clinically
proven



CE Marked



stryker

Plan ahead



Contact us at:
enquiries@stryker.co.uk
+44 1635 262 400

LIST OF SPEAKERS

Surname	Forename	Session Type	Prog. date	Prog. No./type	Meeting room
Abdelrahman	Ahmed	Cancer	04/07/2019	23	Hall 1
Adatia	Ashni	Audit	03/07/2019	15	Hall 5
Agaloo	Tara	Masterclass	04/07/2019	Masterclass	Executive Room 2
Ahmed	Nabeela	Craniofacial	05/07/2019	60	Hall 1
Ajaz	Mazhar	Skin Cancer: Panel Discussion	05/07/2019	Panel Discussion	Hall 1
Ayoub	Ashraf	Cleft	04/07/2019	54	Hall 1
Bajwa	Mandeep	Oncology and Reconstruction: Panel Discussion	04/07/2019	Panel Discussion	Hall 1
Basu	Ishita	TMJ	04/07/2019	30	Hall 5
Basu	Ishita	Cancer	04/07/2019	50	Hall 1
Bell	R. Bryan	Keynote	04/07/2019	Keynote	Hall 1
Bowe	Conor	Orthognathic	04/07/2019	37	Hall 5
Bowley	Rachel	Miscellaneous	04/07/2019	40	Hall 5
Brown	James	Head/Neck Reconstruction	03/07/2019	1	Hall 1
Cabral	Marta	Miscellaneous	03/07/2019	17	Hall 5
Carr	Richard	Cleft	04/07/2019	53	Hall 1
Chapman	Samuel	Audit	03/07/2019	14	Hall 5
Chouhan	Rhea	Facial Skin Cancer	05/07/2019	63	Hall 5
Collard	Ben	Orthognathic	04/07/2019	36	Hall 5
Collier	Jonathan	Orthognathic Surgery: Panel Discussion	05/07/2019	Panel Discussion	Hall 1
Crawford	James Edwin	Cancer	05/07/2019	67	Hall 5
Davies	Rhodri	Cancer	04/07/2019	49	Hall 1
Dawoud	Basim ES	Research	04/07/2019	33	Hall 5
Dennis	Jonathan	TMJ	04/07/2019	31	Hall 5
Dhanda	Jagtar	Oncology and Reconstruction: Panel Discussion	04/07/2019	Panel Discussion	Hall 1
Dhariwal	Daljit	Orthognathic Surgery: Panel Discussion	05/07/2019	Panel Discussion	Hall 1
Dodd	Martin	TMJ	04/07/2019	28	Hall 5
Fattahi	Tirbod	Masterclass	04/07/2019	Masterclass	Executive Room 1
Fernandes	Rui	President's Lecture	05/07/2019	President's Lecture	Hall 1
Fitton	James	Trauma	04/07/2019	46	Hall 5
Ganly	Ian	Oncology and Reconstruction: Panel Discussion	04/07/2019	Panel Discussion	Hall 1
Ganly	Ian	Salivary Gland: Panel Discussion	04/07/2019	Panel Discussion	Hall 1
Garg	Montey	Audit	03/07/2019	6	Hall 5
Gellrich	Nils-Claudius	Keynote	03/07/2019	Keynote	Hall 1
Glen	Peter	Facial Skin Cancer	05/07/2019	61	Hall 5
Grant	Michael P	Keynote	03/07/2019	Keynote	Hall 1
Green	Alexandra	Audit	03/07/2019	8	Hall 5
Green	Alexandra	Audit	03/07/2019	9	Hall 5
Hankinson	Paul	Audit	03/07/2019	10	Hall 5
Harland	William	Cancer	05/07/2019	69	Hall 5
Hennedige	Anusha	Craniofacial	05/07/2019	55	Hall 1

Surname	Forename	Session Type	Prog. date	Prog. No./type	Meeting room
Henry	Cian	Head/Neck Reconstruction	03/07/2019	5	Hall 1
Hernandez Alfaro	Federico	Keynote	05/07/2019	Keynote	Hall 1
Higginson	James	Facial Skin Cancer	05/07/2019	64	Hall 5
Hills	Alexander	Miscellaneous	04/07/2019	39	Hall 5
Ho	Michael	Salivary Gland: Panel Discussion	04/07/2019	Panel Discussion	Hall 1
Jones	Jonathan	Craniofacial	05/07/2019	56	Hall 1
Jones	Terry	Oncology and Reconstruction: Panel Discussion	04/07/2019	Panel Discussion	Hall 1
Kademani	Deepak	Masterclass	05/07/2019	Masterclass	Executive Room 1
Karbhari	Bhavesh	Miscellaneous	04/07/2019	44	Hall 5
Kent	Samuel	Cancer	04/07/2019	27	Hall 1
Kent	Samuel	Miscellaneous	04/07/2019	42	Hall 5
Kerawala	Cyrus	Keynote	05/07/2019	Keynote	Hall 1
Kerawala	Cyrus	Skin Cancer: Panel Discussion	05/07/2019	Panel Discussion	Hall 1
Khoo	Yee Hsiong	TMJ	04/07/2019	29	Hall 5
Knepil	Greg	Orthognathic Surgery: Panel Discussion	05/07/2019	Panel Discussion	Hall 1
Koppel	David	TMJ: Panel Discussion	03/07/2019	Panel Discussion	Hall 1
Lee	Nicholas	Orthognathic Surgery: Panel Discussion	05/07/2019	Panel Discussion	Hall 1
Lees	Thomas	Audit	03/07/2019	7	Hall 5
Lim	Leh Chuan	Audit	03/07/2019	12	Hall 5
Logan	Greg	Dento-alveolar surgery	03/07/2019	18	Hall 5
Logan	Greg	Dento-alveolar surgery	03/07/2019	19	Hall 5
Lombardi	Davide	Salivary Gland: Panel Discussion	04/07/2019	Panel Discussion	Hall 1
Malik	Ali	Audit	03/07/2019	13	Hall 5
McCaul	James	Oncology and Reconstruction: Panel Discussion	04/07/2019	Panel Discussion	Hall 1
McDonald	Chris	Research	04/07/2019	34	Hall 5
McGoldrick	David	Cancer	04/07/2019	24	Hall 1
McGoldrick	David	Cancer	04/07/2019	25	Hall 1
McGurk	Mark	Salivary Gland: Panel Discussion	04/07/2019	Panel Discussion	Hall 1
McLean	Ashley	Miscellaneous	03/07/2019	16	Hall 5
McMahon	Jeremy	Oncology and Reconstruction: Panel Discussion	04/07/2019	Panel Discussion	Hall 1
McVicar	Iain	Keynote	05/07/2019	Keynote	Hall 1
Mehra	Pushkar	Masterclass	04/07/2019	Masterclass	Executive Room 2
Mercuri	Louis	TMJ: Panel Discussion	03/07/2019	Panel Discussion	Hall 1
Metcalfe	Rob	Salivary Gland: Panel Discussion	04/07/2019	Panel Discussion	Hall 1
Mitchell	Oliver	Head/Neck Reconstruction	03/07/2019	2	Hall 1
Monje Gil	Florencio	TMJ: Panel Discussion	03/07/2019	Panel Discussion	Hall 1
Moreno-Collins	Laura	Audit	03/07/2019	11	Hall 5
Motaleb	Labibah	Dento-alveolar surgery	03/07/2019	21	Hall 5
Newlands	Carrie	Facial Skin Cancer	05/07/2019	65	Hall 5
Newlands	Carrie	Keynote	05/07/2019	Keynote	Hall 1
Newlands	Carrie	Skin Cancer: Panel Discussion	05/07/2019	Panel Discussion	Hall 1
Niziol	Rafal	Craniofacial	05/07/2019	58	Hall 1

Surname	Forename	Session Type	Prog. date	Prog. No./ type	Meeting room
Olding	James	Miscellaneous	04/07/2019	41	Hall 5
O'Riordan	Liz	Keynote	03/07/2019	Keynote	Hall 1
Padgett	James	Trauma	04/07/2019	48	Hall 5
Pai	Annapoorna	Head/Neck Reconstruction	03/07/2019	3	Hall 1
Paleri	Vinidh	Keynote	04/07/2019	Keynote	Hall 1
Paul	Rajat	Cancer	05/07/2019	68	Hall 5
Payne	Karl	Cancer	05/07/2019	66	Hall 5
Pepper	Thomas	Trauma	04/07/2019	47	Hall 5
Piazza	Cesare	Keynote	04/07/2019	Keynote	Hall 1
Proby	Charlotte	Skin Cancer: Panel Discussion	05/07/2019	Panel Discussion	Hall 1
Ramirez	Luisa	Cancer	04/07/2019	51	Hall 1
Rana	Majeed	Masterclass	03/07/2019	Masterclass	Hall 5
Rapaport	Benjamin	Dento-alveolar surgery	03/07/2019	20	Hall 5
Ruiz	Ramon L	Keynote	05/07/2019	Keynote	Hall 1
Saeed	Nadeem	Symposium	04/07/2019	Symposium	Presentation area Hall 3
Salman	Salam	Masterclass	03/07/2019	Masterclass	Executive Room 1
Schache	Andrew	Oncology and Reconstruction: Panel Discussion	04/07/2019	Panel Discussion	Hall 1
Sembronio	Salvatore	TMJ: Panel Discussion	03/07/2019	Panel Discussion	Hall 1
Sen	Mehmet	Salivary Gland: Panel Discussion	04/07/2019	Panel Discussion	Hall 1
Shaw	Richard	Cancer	04/07/2019	22	Hall 1
Shaw	Richard	Oncology and Reconstruction: Panel Discussion	04/07/2019	Panel Discussion	Hall 1
Sheikh	Omar	Craniofacial	05/07/2019	59	Hall 1
Speculand	Bernard	TMJ: Panel Discussion	03/07/2019	Panel Discussion	Hall 1
Srinivasan	Badrinarayanan	Miscellaneous	04/07/2019	43	Hall 5
Srinivasan	Badrinarayanan	Craniofacial	05/07/2019	57	Hall 1
Strong	Bradley	Keynote	03/07/2019	Keynote	Hall 1
Ujam	Atheer	Research	04/07/2019	32	Hall 5
Van Gijn	Daniel	Head/Neck Reconstruction	03/07/2019	4	Hall 1
Vithlani	Gauri	Cleft	04/07/2019	52	Hall 1
Walsh	Stephen	Skin Cancer: Panel Discussion	05/07/2019	Panel Discussion	Hall 1
Wanis	Christine	Facial Skin Cancer	05/07/2019	62	Hall 5
Watson	Lara	Trauma	04/07/2019	45	Hall 5
White	Gillian	Orthognathic	04/07/2019	38	Hall 5
Witherow	Helen	Orthognathic	04/07/2019	35	Hall 5
Wolff	Klaus-Dietrich	Keynote	04/07/2019	Keynote	Hall 1
Yeung	Ji-Yun Stephanie	Cancer	04/07/2019	26	Hall 1

